

Commercial Tapware



GUARDIAN[®] TAPWARE

Hob Mount and Basin Stops with Spout

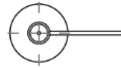


T-3MHS06 – 6" spout

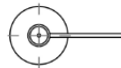

T-3MHS08 – 8" spout

T-3MHS12 – 12" spout

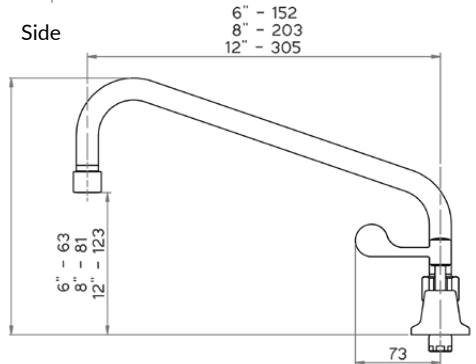
- Stainless steel spout and hob mount
- Lever handle assemblies, ¼ turn ceramic disc. Stainless steel outer with brass internals
- Available with a 6", 8" or 12" spout – 3 star 8LPM
- Working pressure range 150kPa-500kPa
- Maximum operating temperature 80 degrees



Top



Side



Front

